



### District Report Card: 2017


<b>State:</b> Bihar	<b>District:</b> Kishanganj
<b>Class:</b> 8	<b>Subject:</b> Mathematics
<b>Schools:</b> 50	<b>Students:</b> 1088


### Participation/Coverage


#### Students

<div>GENDER</div> <div></div>	Boys		Girls	
	Number	%	Number	%
	398	36.58	690	63.42

<div>AREA</div> <div></div>	Rural		Urban	
	Number	%	Number	%
	1008	92.65	80	7.35

<div>CATEGORY</div> <div></div>	SC		ST		OBC		GEN	
	Number	%	Number	%	Number	%	Number	%
	128	11.76	34	3.13	492	45.22	434	39.89

<div>CWSN</div> <div></div>	LD	VI	HI	S&LD	ID	Oth
	2	2	3	3	3	3

<div>Management</div> <div></div>	Government		Government-aided	
	Number	%	Number	%
	1068	98.16	20	1.84

### Average Performance of Students in Mathematics (%)

Overall	Gender		Area		Management		Social Group			
	Male	Female	Rural	Urban	Govt.	Aided	SC	ST	OBC	GEN
42.70	44.51	41.65	43.12	37.42	42.47	54.67	39.48	35.69	42.63	44.27

## Performance on Learning Outcomes (LOs)

Learning Outcomes	Description	Average Performance(%)
M601	Solves problems involving large numbers by applying appropriate operations	39.93
M606	Solves problems on daily life situations involving addition and subtraction of fractions / decimals	58.58
M620	Finds out the perimeter and area of rectangular objects in the surroundings like floor of the class room, surfaces of a chalk box etc.	45.26
M621	Arranges given/collected information in the form of table, pictograph and bar graph and interprets them	36.57
M702	Interprets the division and multiplication of fractions	44.94
M705	Solves problems related to daily life situations involving rational numbers	48.71
M706	Uses exponential form of numbers to simplify problems involving multiplication and division of large numbers	32.61
M707	Adds/subtracts algebraic expressions	53.40
M710	Solves problems related to conversion of percentage to fraction and decimal and vice versa	27.90
M717	Finds out approximate area of closed shapes by using unit square grid/graph sheet	33.40
M719	Finds various representative values for simple data from her/his daily life contexts like mean, median and mode	48.09
M721	Interprets data using bar graph	47.28
M801	Generalizes properties of addition, subtraction, multiplication and division of rational numbers through patterns	32.25
M802	Finds rational numbers between two given rational numbers	45.11
M803	Proves divisibility rules of 2, 3, 4, 5, 6, 9 and 11	52.80
M804	Finds squares, cubes, square roots and cube roots of numbers using different methods	49.28
M808	Uses various algebraic identities in solving problems of daily life	33.15
M812	Verifies properties of parallelogram and establishes the relationship between them through reasoning	37.62
M818	Finds surface area and volume of cuboidal and cylindrical object	23.19
M819	Draws and interprets bar charts and pie charts	41.36

Range of Performance of Students who Answered Correctly							
Below 30%		30% - 50%		50% - 75%		Above 75%	
Number	%	Number	%	Number	%	Number	%
353	32.44	340	31.25	314	28.86	81	7.44

## Lowest Performing Learning Outcomes (LOs)

- 1 - Finds surface area and volume of cuboidal and cylindrical object (23.19)
- 2 - Solves problems related to conversion of percentage to fraction and decimal and vice versa (27.90)
- 3 - Generalizes properties of addition, subtraction, multiplication and division of rational numbers through patterns (32.25)

- 4 - Uses exponential form of numbers to simplify problems involving multiplication and division of large numbers (32.61)
- 5 - Uses various algebraic identities in solving problems of daily life (33.15)